



DC COMPONENTS CO., LTD.
RECTIFIER SPECIALISTS

**BAV19
THRU
BAV21**

TECHNICAL SPECIFICATIONS OF HIGH SPEED SWITCHING DIODES
VOLTAGE RANGE - 100 to 200 Volts *CURRENT - 0.2 Ampere*

FEATURES

- * Silicon epitaxial planar diodes
- * Low power loss, high efficiency
- * Low leakage
- * Low forward voltage
- * High current capability
- * High reliability

MECHANICAL DATA

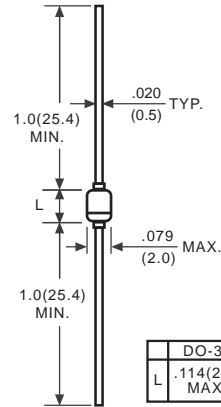
- * Case: Glass sealed case
- * Lead: Solder plated, solderable per MIL-STD-202E, Method 208 guaranteed
- * Polarity: Color band denotes cathode end
- * Mounting position: Any
- * Weight: 0.13 grams Approx.

MAXIMUM RATINGS AND ELECTRICAL CHARACTERISTICS

Ratings at 25°C ambient temperature unless otherwise specified.
Single phase, half wave, 60 Hz, resistive or inductive load.
For capacitive load, derate current by 20%.



DO-34 / DO-35



Dimensions in inches and (millimeters)

	SYMBOL	BAV19	BAV20	BAV21	UNITS
Maximum Reverse Voltage	VR	100	150	200	V
Maximum Recurrent Peak Reverse Voltage	VRRM	120	200	250	V
Maximum Average Rectified Current	Io	200			mA
Peak Forward Surge Current, 8.3ms single half sine-wave superimposed on rated load (JEDEC Method)	IFSM	1.0			A
Maximum Power Dissipation Tamb=25°C	Ptot	500			mW
Maximum Forward Voltage (@IF=100mA)	VF	1.0			V
Maximum Reverse Current (@VR=VR Max)	IR	0.1			μA
Maximum Reverse Recovery Time(Note 1)	trr	50			nS
Typical Junction Capacitance(Note 2)	CJ	1.5			pF
Typical Thermal Resistance	RθJA	357			°C/W
Operating and Storage Temperature Range	TJ,TSTG	-55 to +125			°C

Note: 1. Test Conditions: IF=IR=10mA, RL=100Ω, VR=6V to IRR=1mA, RL=100Ω

2. Measured at 1MHz and VR=0

3. Suffix "M" stands for "DO-34" package.(e.g.: BAV19M)

RATING AND CHARACTERISTIC CURVES (BAV19 THRU BAV21)

FIG.1 - TYPICAL INSTANTANEOUS FORWARD CHARACTERISTICS

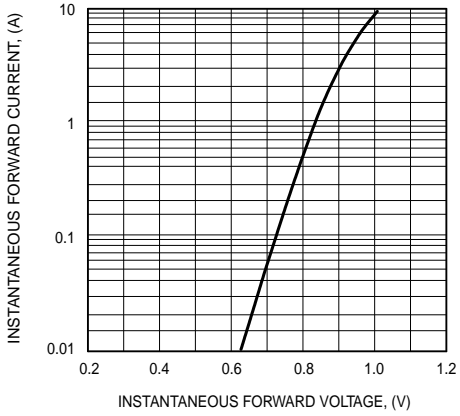


FIG.2 - TYPICAL REVERSE CHARACTERISTICS

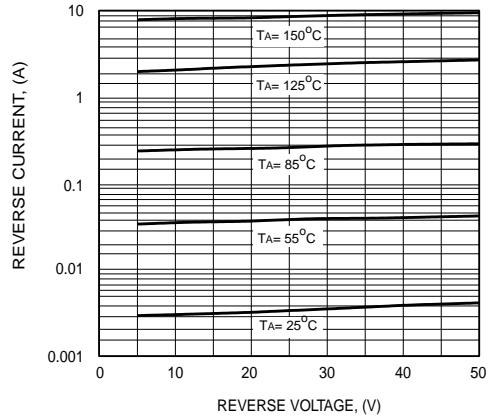


FIG.3 - TYPICAL JUNCTION CAPACITANCE

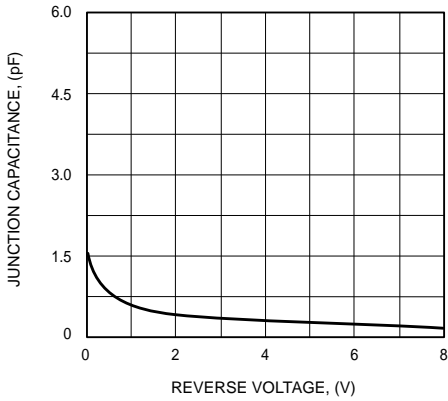


FIG.4 - RECTIFICATION EFFICIENCY MEASUREMENT CIRCUIT

