



Coilmaster



RoHS Compliant

SPECIFICATION APPROVAL

CUSTOMER : Dachs

PRODUCT : SEP1206E-150M-LF

AEC-Q200

CODE NO. : C01112204

CUS. CODE :

SPEC.NO. : C-1112-204(00)

DATE : 4-Jun-10

CUSTOMER APPROVAL

Coilmaster Electronics Co., Ltd.

3F ,NO.211 HUAN BEI ROAD, CHUNG-LI DISTRICT

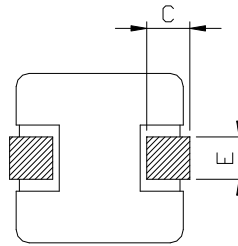
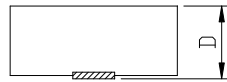
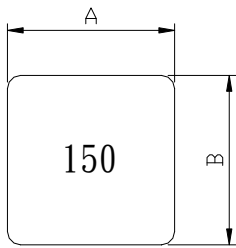
TAOYUAN CITY, TAIWAN.

TEL : (886)34228279 FAX : (886)34525688

PREPARED BY	APPROVED BY	AUTHORIZED BY
JEAN	TONY	MASCOT

PRODUCT	SEP1206E-150M-LF	COIL SPECIFICATION	DATE	2010/6/4
SPEC.NO.	C-1112-204(00)		CODE NO.	C01112204

EXTERNAL DIMENSIONS :




- A : 13.2±1.0 m/m
- B : 12.8±0.5 m/m
- C : 2.5 Ref. m/m
- D : 6.5 Max. m/m
- E : 3.8 Ref. m/m

ELECTRICAL CHARACTERISTIC :

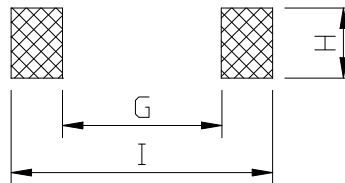
- L(μH) : 15±20% 100KHz 1V
- DCR(mΩ) : 31 Max.
- Isat(A) : 12 Typ. (L12A MAX ≥0Ax80%)
- INDUCTANCE DROP : 20% Typ. @ IDC 12.0 A
- Irms(A) : 6.5 Max. 40°C MAX (Δt)

SCHEMATIC DRAWING :



"●" START FOR STAND

PCB PATTERN :



- G : 6.0 m/m
- H : 5.0 m/m
- I : 15 m/m

MATERIAL LIST :

NO	ITEM	MATERIAL	SUPPLIER OF THE MATERIAL
1	CORE		
2	WIRE		
3	ADHESIVE		

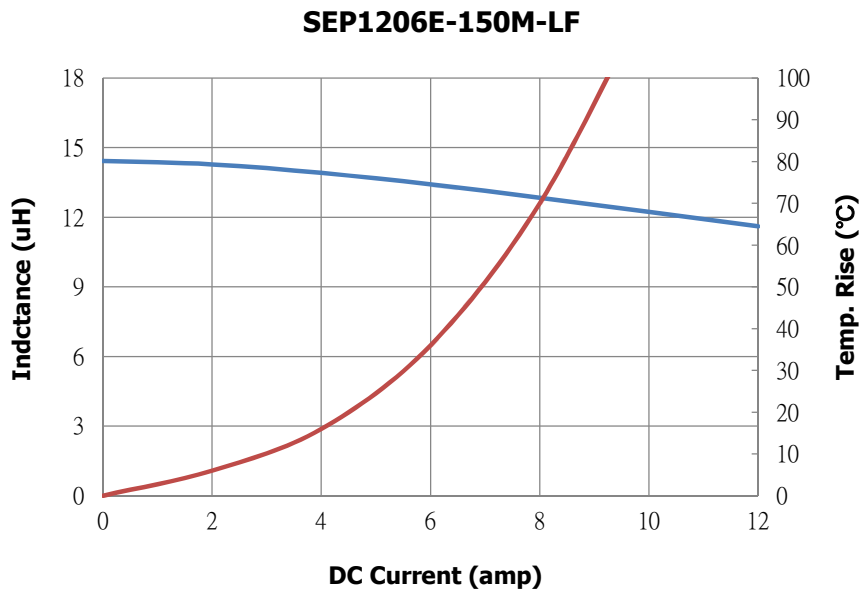
COILMASTER ELECTRONICS CO., LTD.

PRODUCT	SEP1206E-150M-LF	COIL SPECIFICATION	DATE	2010/6/4
SPEC.NO.	C-1112-204(00)		CODE NO.	C01112204

TEST DATA

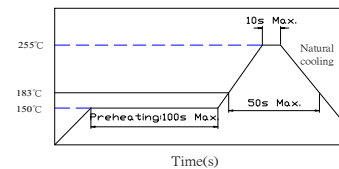
ELECTRICAL CHARACTERISTICS								
MEAS. ITEM	L(μH)	DCR(mΩ)		A	B	C	D	E
TEST FREQ.	100KHz 1V	Max.		m/m	m/m	m/m	m/m	m/m
YOUR								
SPEC.	15±20%	31.0		13.2±1.0	12.8±0.5	2.5 Ref.	6.5 Max.	3.8 Ref.
1	14.48	25.26		13.48	12.76	3.26	6.28	3.87
2	14.00	25.40		13.37	12.75	3.20	6.15	3.82
3	14.21	25.39		13.38	12.76	3.39	6.24	3.83
4	13.97	25.18		13.38	12.74	3.38	6.24	3.83
5	14.60	25.61		13.53	12.75	3.17	6.25	3.82
6	14.29	25.51		13.36	12.75	3.40	6.17	3.82
7	14.47	25.53		13.44	12.79	3.30	6.25	3.89
8	13.68	25.18		13.36	12.73	3.39	6.13	3.90
9	14.44	25.35		13.46	12.75	3.19	6.16	3.84
10	13.95	25.20		13.28	12.78	3.08	6.33	3.83
X	14.209	25.361		13.404	12.756	3.276	6.220	3.845
R	0.920	0.430		0.250	0.060	0.320	0.200	0.080

CURVE



COILMASTER ELECTRONICS CO., LTD.

PRODUCT	SEP1206E-150M-LF	COIL SPECIFICATION	DATE	2010/6/4
SPEC.NO.	C-1112-204(00)		CODE NO.	C01112204
TEST ITEMS	SPECIFICATIONS	TEST CONDITIONS / TEST METHODS		
<u>ELECTRICAL PERFORMANCE TEST</u>				
L	REFER TO STANDARD ELEC-TRICAL CHARACTERISTIC LIST.	CH-1061 OR EQUIV.		
DCR		CH-502A OR EQUIV		
RATED CURRENT		APPLIED THE CURRENT TO COILS THE INDUCTANCE CHANGE SHOULD BE LESS THAN 20% TO INITIAL VALUE AND TEMPERATURE RISE SHOULD NOT BE 40°C TYPICAL		
TEMPERATURE RISE TEST	40°C MAX (Δt)	1. APPLIED THE ALLOWED DC CURRENT FOR 4 HOURS. 2. TEMPERATURE MEASURE BY DIGITAL SURFACE THERMOMETER.		
OVER LOAD TEST	NO EVIDENCE OF ELECTRICAL DAMAGE	APPLIED 1.5 TIMES OF RATED ALLOWED DC CURRENT TO INDUCTORS FOR A PERIOD OF 5 MINUTES.		
<u>MECHANICAL PERFORMANCE TEST</u>				
SOLDER HEAT RESISTANCE	1. INDUCTORS SHOULD HAVE NO EVIDENCE OF ELECTRICAL AND MECHANICAL DAMAGE 2. INDUCTANCE SHOULD NOT CHANGE MORE THAN $\pm 10\%$	PREHEAT: 150°C 100s Max. SOLDER TEMPERATURE: 255 ± 5 °C DIP TIME: 10s Max.		
VIBRATION TEST (LOW FREQUENCY)		1. AMPLITUDE: 1.5 mm 2. FREQUENCY: 10-55-10HZ / 1 MIN 3. DIRECTION: X, Y, Z 4. DURATION: 2 HRS/X, Y, Z		
SHOCK TEST		INDUCTORS SHOULD BE DROPPED 10 TIMES FROM A HEIGHT OF 1m ONTO 3cm WOODEN BOARD.		



COILMASTER ELECTRONICS CO., LTD.

PRODUCT	SEP1206E-150M-LF	COIL SPECIFICATION	DATE	2010/6/4
SPEC.NO.	C-1112-204(00)		CODE NO.	C01112204
TEST ITEMS	SPECIFICATIONS	TEST CONDITIONS / TEST METHODS		
<i>MECHANICAL PERFORMANCE TEST</i>				
SOLDERABILITY TEST	MORE THAN 90% OF TERMINAL ELECTRODE SHOULD BE COVERED WITH SOLDER.	PREHEAT:150°C 120x SOLDER BATH AT 255±5°C DIP TIME:10s Max.		
COMPONENT ADHESION (PUSH TEST)	1.5Kg Min	THE DEVICE SHOULD BE REFLOW SOLDERED (255±5°C FOR 10 SECONDS) TO A TINNED COPPER SUBSTRATE. A DYNAMETER FORCE GAUGE SHOULD BE APPLIED TO THE SIDE OF THE COMPONENT. THE DEVICE MUST WITH- STAND A MINIMUM FORCE OF 1.5Kg WITHOUT AILURE OF THE TERMINATION .		
COMPONENT ADHESION (PULL TEST)	1.5Kg Min	1.INSERT 10cm WIRE INTO THE REMAINING OPEN EYE BEND THE ENDS OF EVEN WIRE LENGTHS UPWARD AND WIND TOGETHER 2. TERMINAL SHALL NOT BEREMARKABLY DAMAGED		
FLEXTURE STRENGTH	THE FORCES APPLIED SHOULD NOT DAMAGE THE DIELECTRIC.	SOLDER A CHIP ON A TEST SUBSTRATE, BEND THE SUBSTRATE BY 2mm AND RETURN.		
RESISTANCE TO SOLVENT TEST	THERE SHOULD BE NO CASEDEFORMATION, CHANGE IN APPEARANCE OR BITERATION OF MARKING	INDUCTERS SHALL WITHSTAND 6 MINTES OF ALCOHOL		

COILMASTER ELECTRONICS CO., LTD.

PRODUCT	SEP1206E-150M-LF	COIL SPECIFICATION	DATE	2010/6/4
SPEC.NO.	C-1112-204(00)		CODE NO.	C01112204
TEST ITEMS	SPECIFICATIONS	TEST CONDITIONS / TEST METHODS		
<u>CLIMATIC TEST</u>				
TEMPERATURE CHARACTERISTIC	1.APPEARANCE:NO DAMAGE 2.INDUCTANCE:WITHIN±10% OF INITIAL VALUE.	- 55°C ~ +125°C		
HUMIDITY TEST		60°C±2°C / 96±2 HOURS R.H:90-95%RH		
LOW TEMPERATURE STORAGE		1.TEMPERATURE:- 25°C±2°C 2.TIME: 96±2 HOURS		
THERMAL SHOCK TEST		1.-25±5°C FOR 30 MINUTES. +125±5°C FOR 30 MINUTES. 2.TOTAL: 10 CYCLES		
HIGH TEMPERATURE STORAGE		1.APPLIED CURRENT: MAX RATED CURRENT 2.TEMPERATURE:80°C±2°C		
NOTE : INDUCTORS ARE TO BE TESTED AFTER 2 HOUR AT ROOM TEMPERATURE.				
<u>LIFE TEST</u>				
HIGH TEMPERATURE LOAD LIFE TEST	INDUCTORS SHOULD BE NO EVIDENCE OF SHORT OR OPEN CIRCUIT	1. TEMPERATURE: 125±2°C 2. TIME: 500±12 HOURS 3. LOAD: ALLOWED DC CURREN		
HUMIDITY LOAD LIFE TEST		1. TEMPERATURE: 60±2°C 2. R.H.: 90-95% 3. TIME: 500±12 HOURS 4. LOAD: ALLOWED DC CURREN		

COILMASTER ELECTRONICS CO., LTD.

PRODUCT	SEP1206E-150M-LF	COIL SPECIFICATION	DATE	2010/6/4
SPEC.NO.	C-1112-204(00)		CODE NO.	C01112204

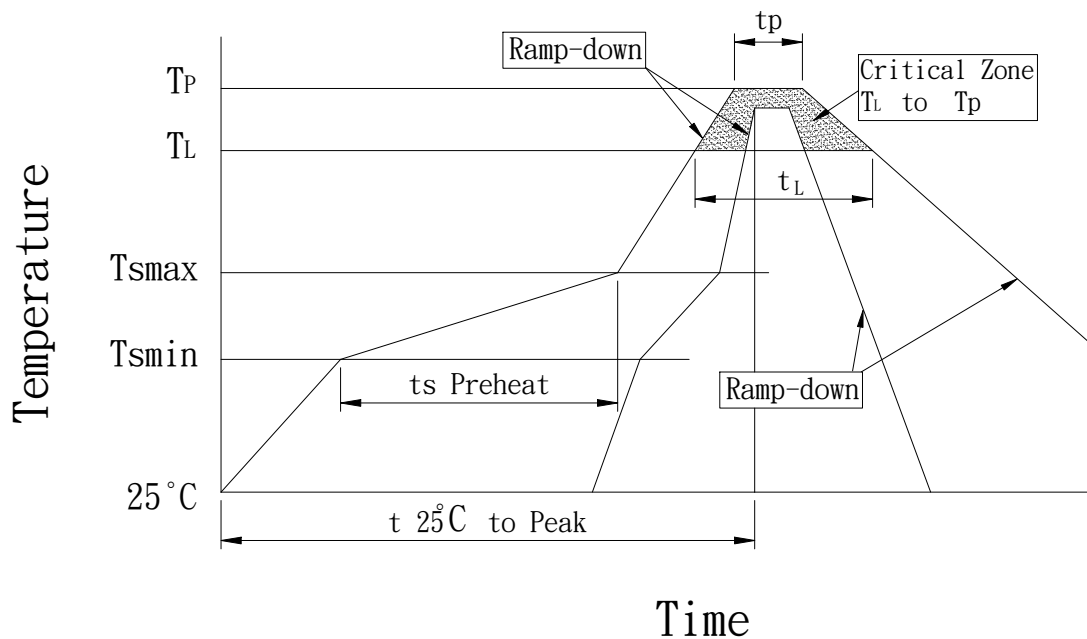
RECOMMENDED SOLDERING CONDITIONS :

CLASSIFICATION REFLOW PROFILES

Profile Feature	Sn-Pb Eutectic Assembly		Pb-Free Assembly	
	Large Body	Small Body	Large Body	Small Body
Average ramp-up rate (T _L to T _P)	3°C/second max.		3°C/second max.	
Preheat				
-Temperature Min (T _{Smin})	100°C		150°C	
-Temperature Min (T _{Smax})	150°C		200°C	
-Time (min to max) (ts)	60-120 seconds		60-180 seconds	
T _{Smax} to T _L				
-Ramp-up Rate			3°C/second max.	
Time maintained above:				
-Temperature (T _L)	183°C		217°C	
-Time (t _L)	60-150 seconds		60-150 seconds	
Peak Temperature (T _P)	225 +0/-5°C	240 +0/-5°C	245 +0/-5°C	255 +5/-5°C
Time within 5°C of actual Peak Temperature (tp)	10-30 seconds	10-30 seconds	10-30 seconds	20-40 seconds
Ramp-down Rate	6°C/second max.		6°C/second max.	
Time 25°C to Peak Temperature	6 minutes max.		8 minutes max.	

Note : All temperatures refer to top side of the package. Measured on the package body surface.

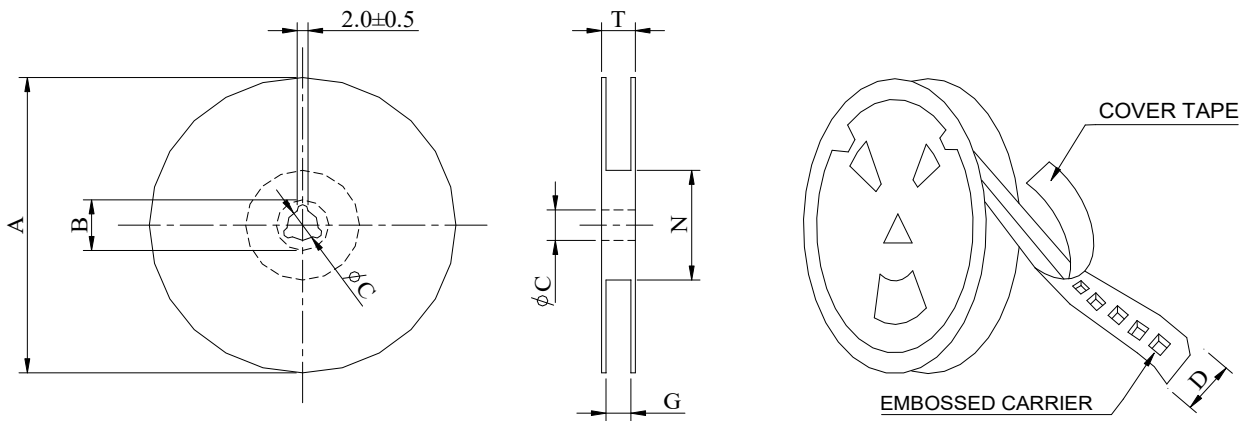
REFLOW SOLDERING



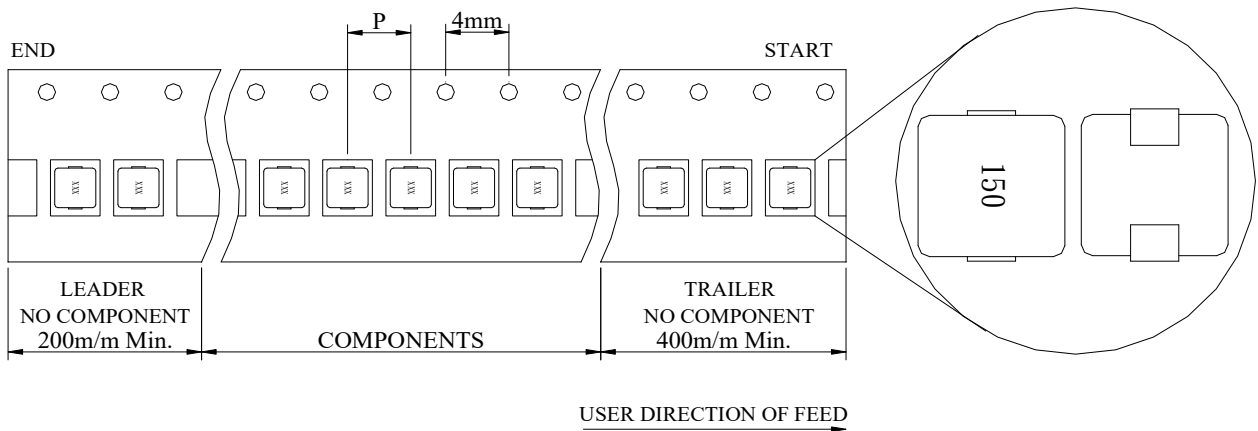
COILMASTER ELECTRONICS CO., LTD.

PRODUCT	SEP1206E-150M-LF	COIL SPECIFICATION	DATE	2010/6/4
SPEC.NO.	C-1112-204(00)		CODE NO.	C01112204

PACKAGE :



*CARRIER TAPE WIDTH : D

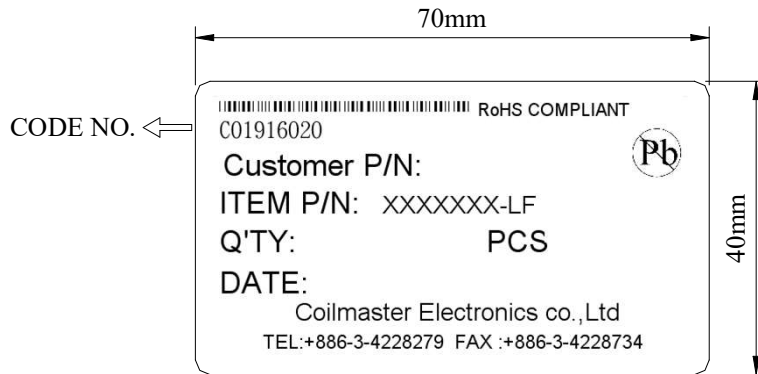


STYLE	DIMENSIONS (m/m)								
	Q'TY (PCS)	A	B±0.5	C±0.2	D	G+0	N-0	T	P
330	400	330	20	13	24	—	—	30.4	16

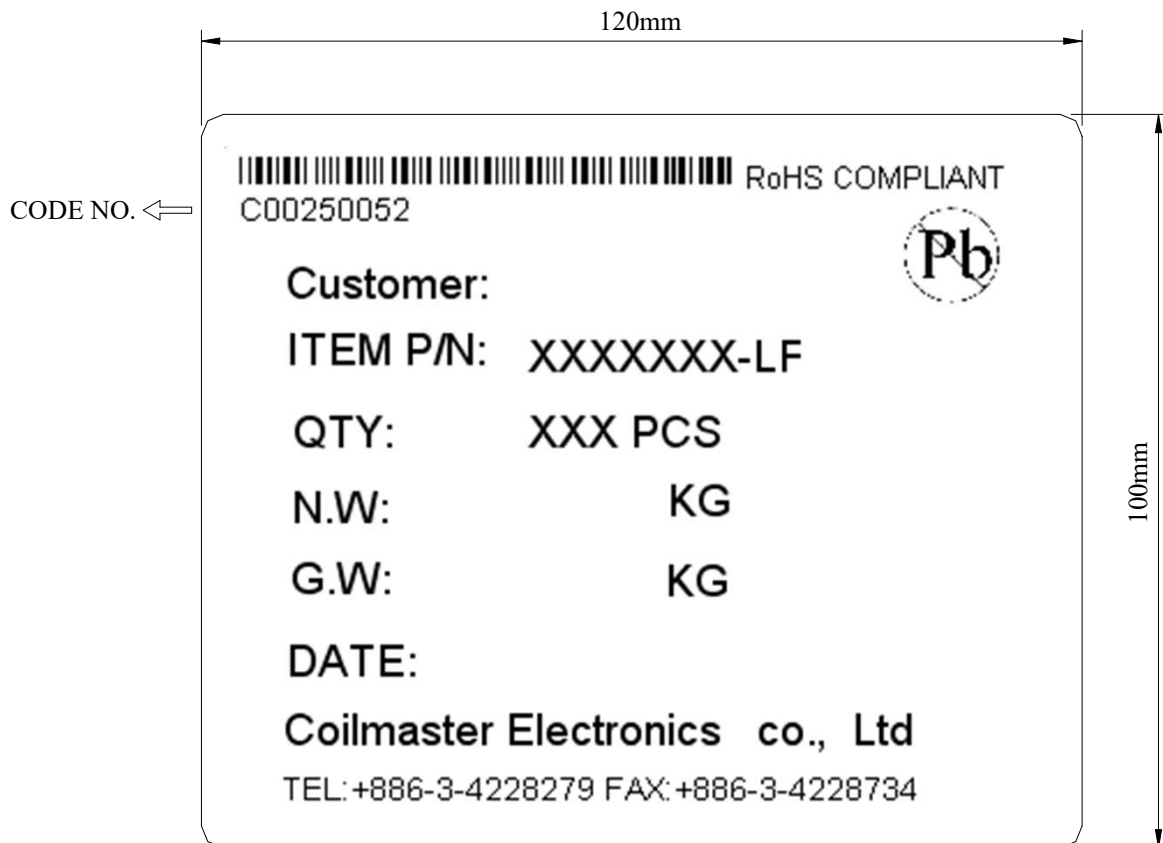
COILMASTER ELECTRONICS CO., LTD.

PRODUCT	SEP1206E-150M-LF	COIL SPECIFICATION	DATE	2010/6/4
SPEC.NO.	C-1112-204(00)		CODE NO.	C01112204

TABLE :



INNER BOX LABEL



OUT BOX LABEL

COILMASTER ELECTRONICS CO., LTD.