



Light Emitting Diode Lamp



Specification For Approval

Customer :

Description : LED Lamp

Part Number : B3b-144

Date : 2007. 12. 11

Approved By:

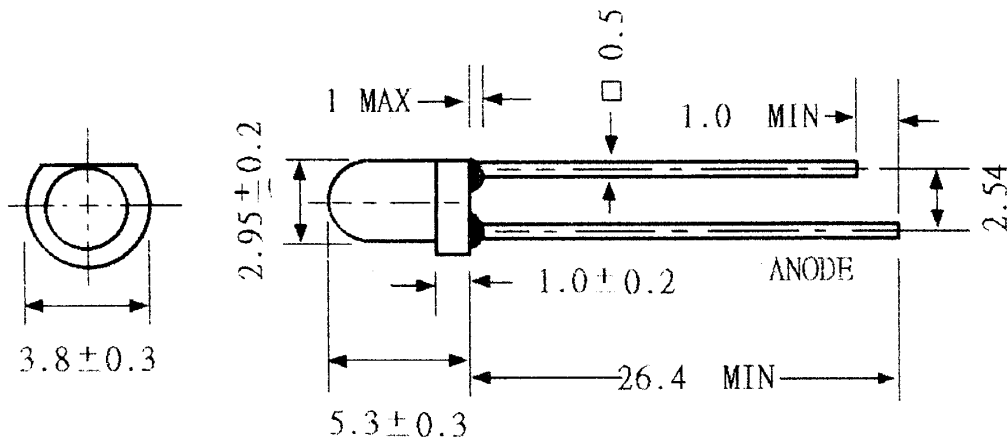
--

Prepared By:

Checked	QC	Designed	Sales

Date: 2007/12/11

★ Package Dimensions



NOTE:

1. All dimensions are in millimeter.
2. Lead spacing is measured where the lead emerge from the package.

★ Selection Guide

Part NO.	Chip		Lens Color	Viewing Angle 2θ 1/2(deg)
	Material	Emitted Color		
B3b-144	GaAsP/GaP	Yellow	Yellow diffused	40

Part No:B3b-144

★Absolute Maximum Ratings (Ta=25°C)

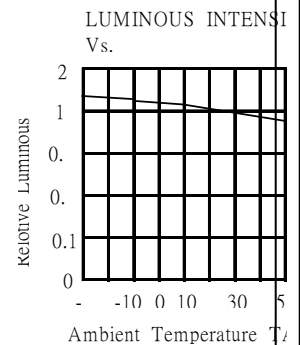
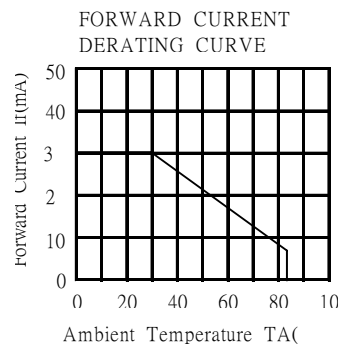
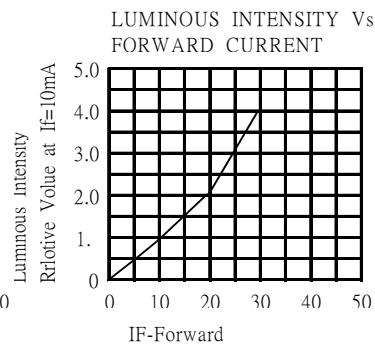
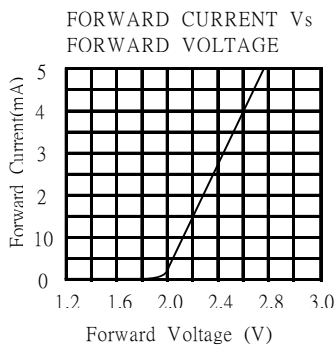
Parameter	Symbol	MAX. Rating	Unit
Power Dissipation	Pd	80	mW
Continuous Forward Current	IF	30	mA
Pak forward current (10 μs Pulse)	IFM	100	mA
Reverse Voltage	VR	5.0	V
Operating Temperature	Topr	-40~+85	°C
Storage Temperature	Tstg	-40~+85	°C
Lead Soldering Temperature (1.6mm From Case Bottom 260°C For 5 SEC)			

★Electric-Optical Characteristics

Parameter	Symbol	Test Condition	MIN	TYP	MAX	Unit
Forward Voltage	VF	IF=20mA		2.0	2.6	V
Reverse Voltage	VR	IR=10uA	5			V
Luminous Intensity	IV	IF=20mA	15	20		mcd
Peak Emission Wavelength	λ P	IF=20mA		585		nm
Spectrum Width Of Half Value	Δ λ	IF=20mA		20		nm

★Characteritics Diagrams

Yellow (GaAsP/GaP)





Light Emitting Diode Lamp



Part No:B3b-144

★ Reliability Test

No	Item	Test Condition	Test Hours/Cycles	Samples Tested	Acc./Rej
1	Room Temperature DC Oper-ating Life	Ta=25°C, IF=20mA	1000 Hrs	76	0/1
2	Thermal Shock	-10°C (5min)→ (10sec)→+100°C (5min)	100 Cycles	76	0/1
3	Temperature Cycle	-40°C (30min) →(5min)→+85 °C (30min)	100 Cycles	76	0/1
4	High Temp./ High Humi. Test	85°C/85%RH	1000 Hrs	76	0/1
5	High Temperature Storage	Ta=100°C	1000 Hrs	76	0/1
6	Low Temperature Storage	Ta= - 40°C	1000 Hrs	76	0/1
7	Soldering Heat	260°C±5°C	5 Seconds	76	0/1